

2023 annual report to the Community

Morgan Primary School and Morgan Kindergarten

Morgan Primary School number: 282

Morgan Kindergarten number: 6558

Partnership: Waikerie



School principal:

Carol Colbert

Signature

Date of endorsement:

20/02/2024



Government
of South Australia
Department for Education

Context Statement

Morgan Primary School caters for students from R-7. At the time of this report, the enrolment in 2023 is 38. Morgan Primary School is classified as Category 2 on the Department for Education Index of Educational Disadvantage. At the time of this report, the school population includes 5% Aboriginal students, 3% students with disabilities, 3% students with English as an additional language or dialect (EALD) funded background. Further information about the school is available on the school's website (including its context statement), as well as the My School website.

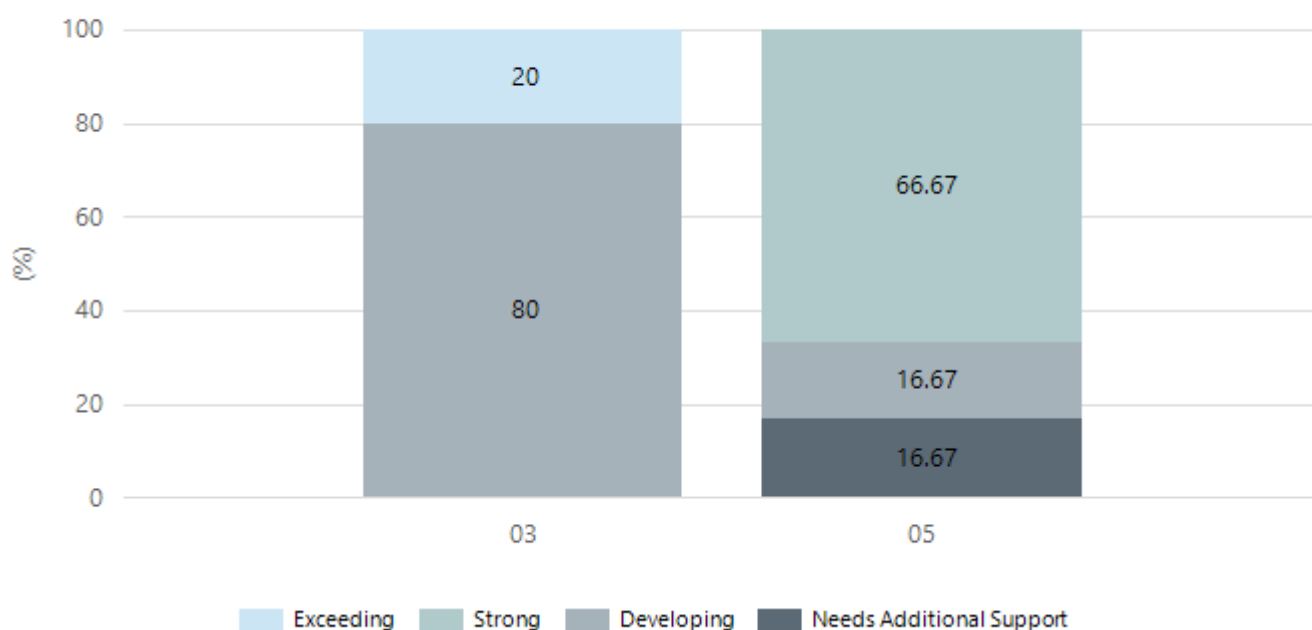
Information about Morgan Kindergarten is available on the centres website, as well as the Australian Childrens Education and Care Quality Authority (ACECQA) website.

Performance Summary

NAPLAN Proficiency

In 2023, the Australian Curriculum, Assessment and Reporting Authority (ACARA) - a Commonwealth Independent statutory authority - announced changes to NAPLAN performance reporting. This new way of reporting by ACARA that NAPLAN results from 2023 will not be comparable to previous years. The new approach replaces the previous numerical NAPLAN bands and the national minimum standard.

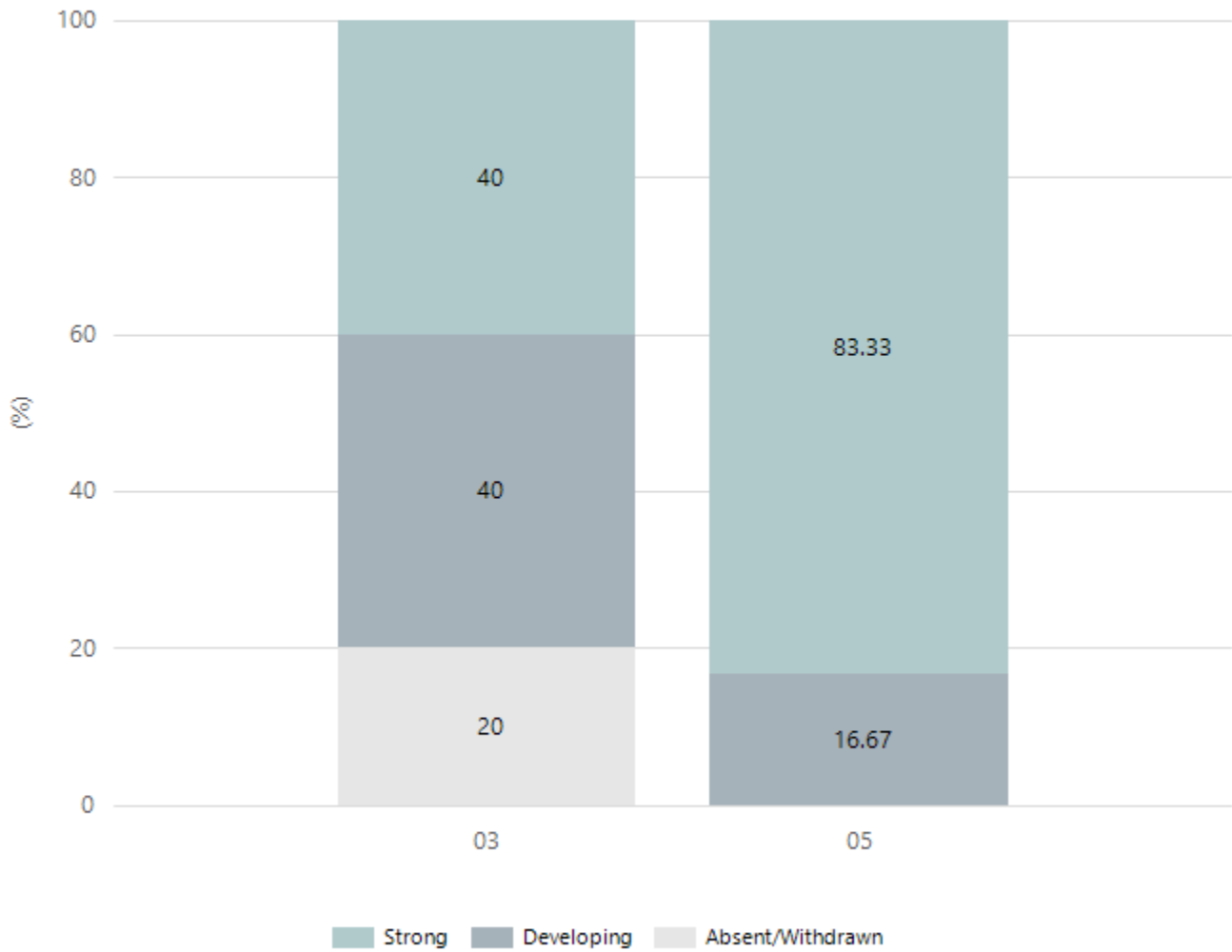
Numeracy



Year Level	03	05
Exceeding	1	
Strong		4
Developing	4	1
Needs Additional Support		1
Total	5	6

Data Source: Department for Education Assessment Data Holdings, 2023. When there are less than six students in a cohort, no data is supplied.

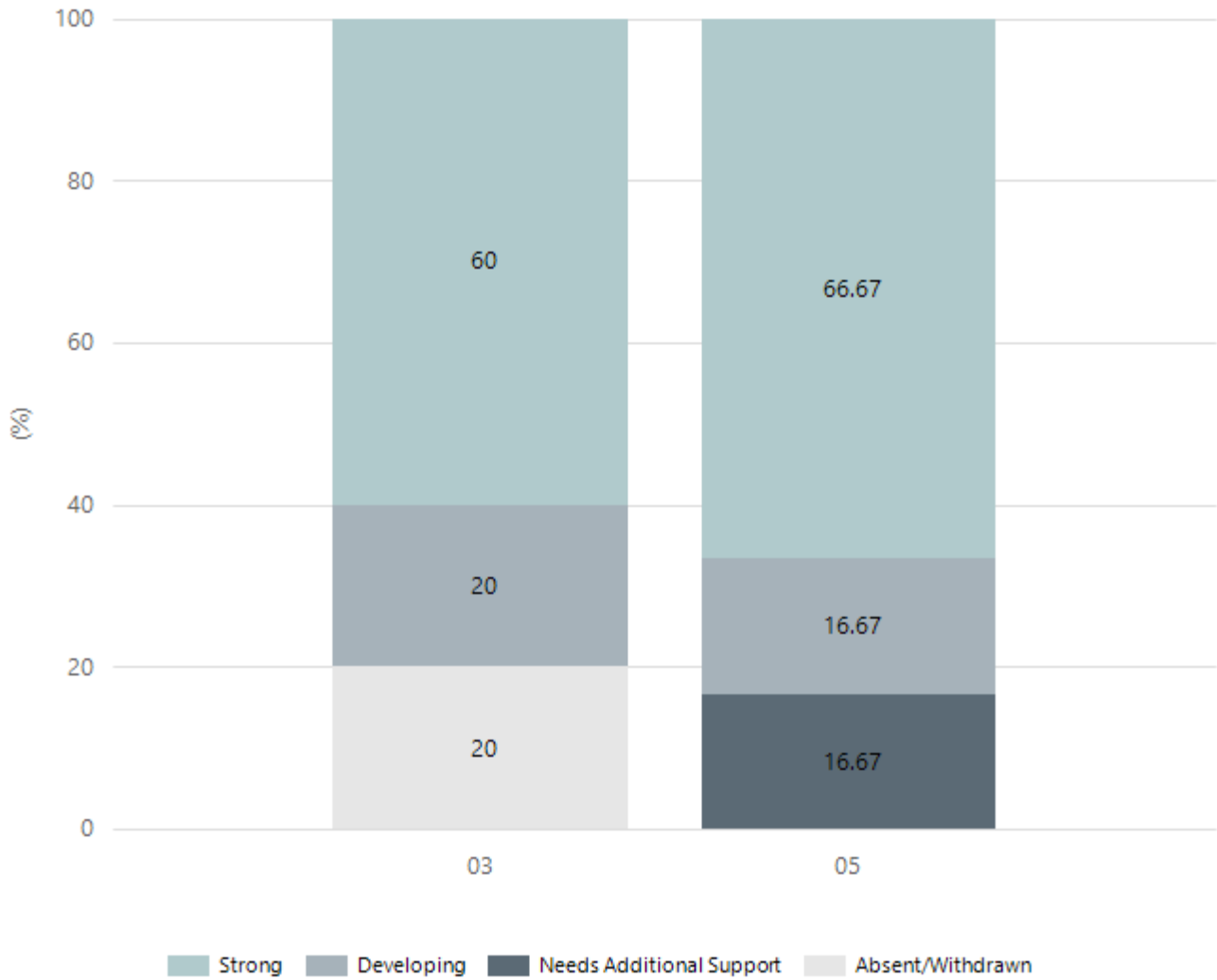
Reading



Year Level	03	05
Strong	2	5
Developing	2	1
Absent/Withdrawn	1	
Total	5	6

Data Source: Department for Education Assessment Data Holdings, 2023. When there are less than six students in a cohort, no data is supplied.

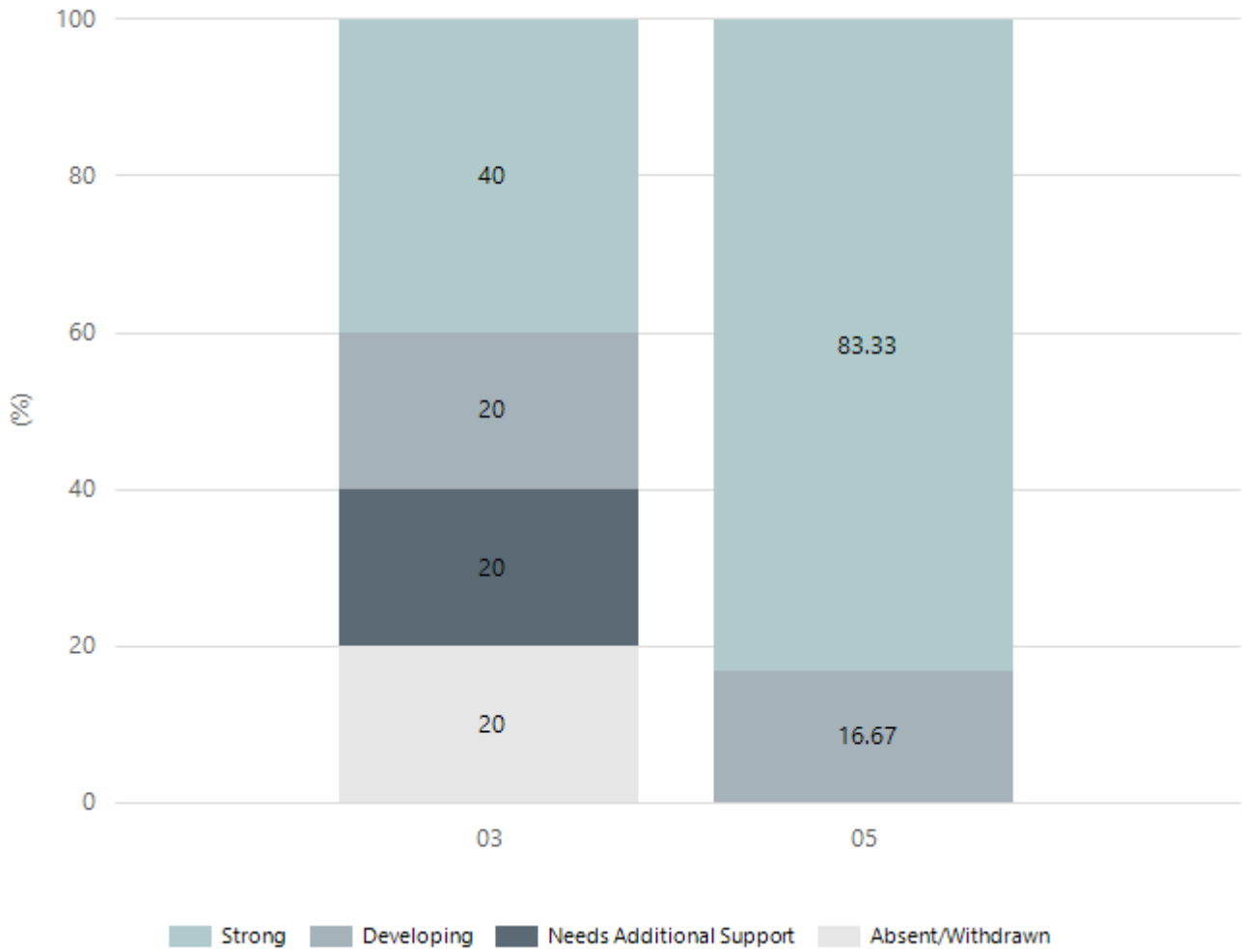
Writing



Year Level	03	05
Strong	3	4
Developing	1	1
Needs Additional Support		1
Absent/Withdrawn	1	
Total	5	6

Data Source: Department for Education Assessment Data Holdings, 2023. When there are less than six students in a cohort, no data is supplied.

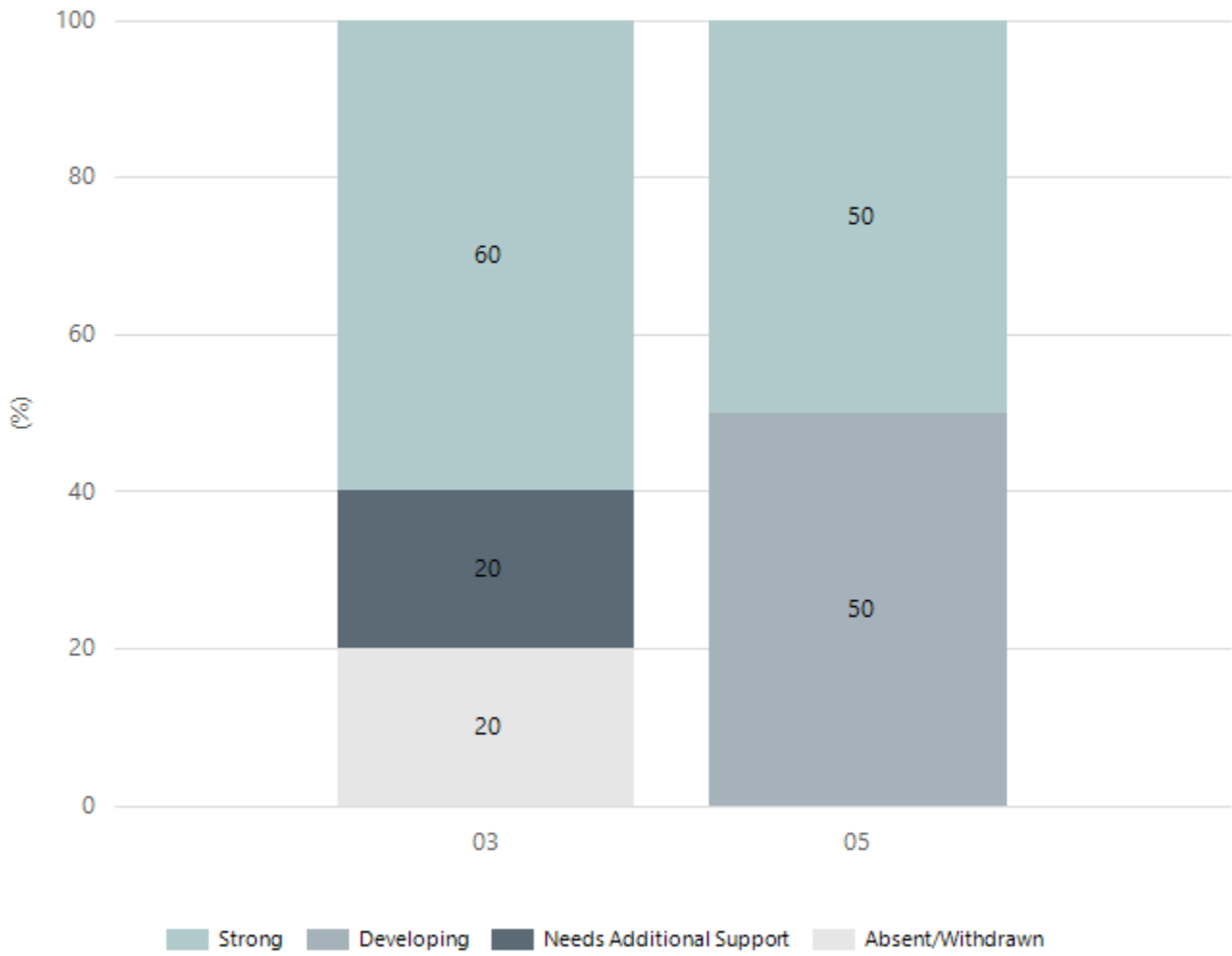
Grammar



Year Level	03	05
Strong	2	5
Developing	1	1
Needs Additional Support	1	
Absent/Withdrawn	1	
Total	5	6

Data Source: Department for Education Assessment Data Holdings, 2023. When there are less than six students in a cohort, no data is supplied.

Spelling



Year Level	03	05
Strong	3	3
Developing		3
Needs Additional Support	1	
Absent/Withdrawn	1	
Total	5	6

Data Source: Department for Education Assessment Data Holdings, 2023. When there are less than six students in a cohort, no data is supplied.

Preschool Attendance

	Term 1	Term 2	Term 3	Term 4
2020 centre	86.7%	83.3%	84.2%	71.7%
2021 centre	91.2%	88%	78%	92%
2022 centre	97.1%	71.4%	57.1%	85%
2023 centre	94.3%	91.4%	67.5%	80%
2020 state	89.1%	81.8%	84.6%	85.8%
2021 state	87.3%	85.3%	87.1%	84.5%
2022 state	83.6%	77.6%	77.9%	77.8%
2023 state	85.4%	82.9%	83.4%	81.4%

Based on attendances recorded in the two-week reference period each term. Data for eligible enrolments as described in the department's Enrolment policy. Attendance rates may differ to previous reporting with the transfer from calculations based on deemed attendance to actual attendance using booked hours divided by attended hours. Data Source: Department for Education Attendance Data, Semester 1 Report 2023. A blank cell indicates there we no students enrolled.

Note: Term 2 2020 data may not be available for all preschools.

School Attendance

Year Level	2021	2022	2023
Reception	83.8%	80.4%	70.3%
Year 01	64.4%	79.5%	76.2%
Year 02	78.0%	77.7%	86.9%
Year 03	72.1%	79.4%	80.6%
Year 04	91.3%	77.4%	79.5%
Year 05	89.0%	80.8%	86.6%
Year 06	83.1%	89.0%	88.4%
Year 07	89.5%		
Total	81.4%	80.7%	80.1%

Data Source: Department for Education Attendance Data, Semester 1 Report 2023. A blank cell indicates there we no students enrolled. 'Primary Other' includes students enrolled in specialised education options. 'Secondary Other' includes students who have already spent a year at Year 12 and elected to undertake further study at Year 12.

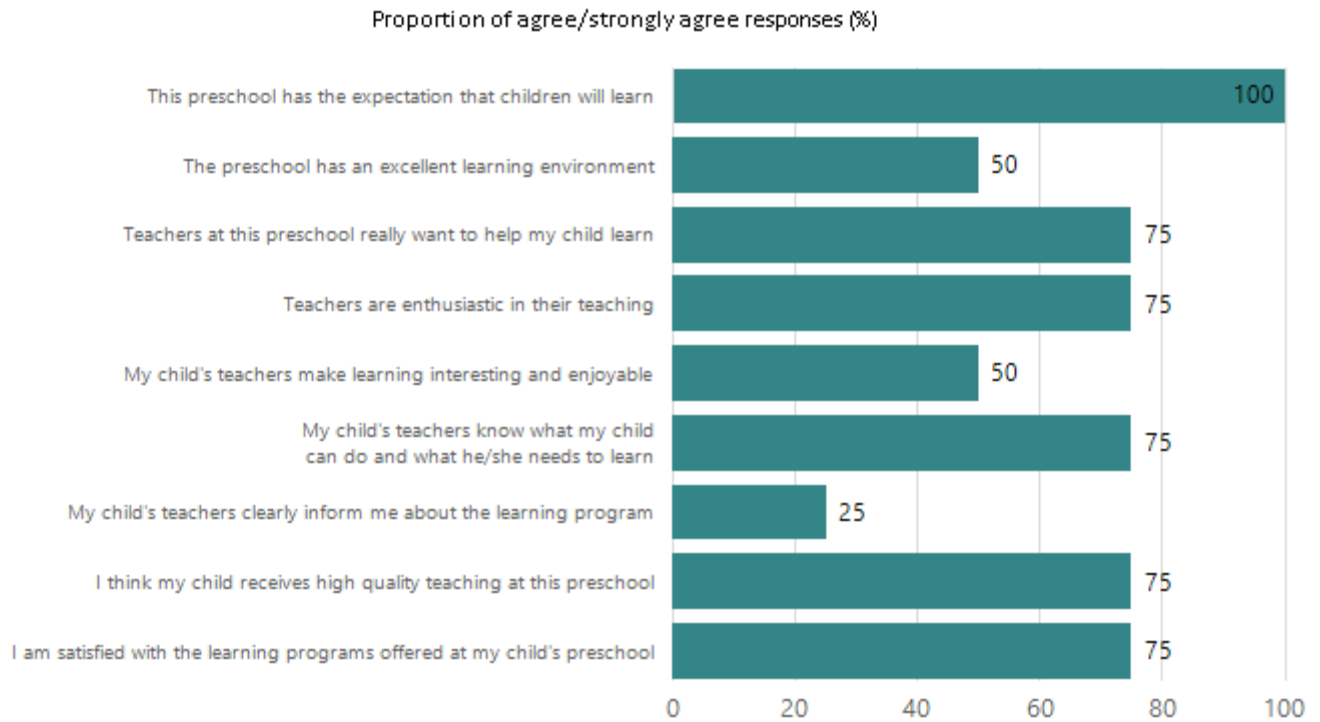
Attendance Comment

In South Australia, preschool attendance is not compulsory, but it is strongly encouraged. Preschool gives children the best opportunity to develop skills, which prepare them for school. These benefits include establishing positive routines and habits, friendships and connections as well as developing communication, problem-solving and creative skills. All children are entitled to access a preschool program over 4 terms the year before they start school.

In South Australia, all children and young people must be in school from 6 years to 16 years old. They must attend a government or non-government school full time. From age 16 to 17 however, young people must attend school or an approved learning program (such as an apprenticeship, traineeship, accredited course or university). Schools and parents must encourage and support students to come to school every day. Parents and caregivers must make sure their child is enrolled in a school, and attends school all day and everyday it is open, unless a child is sick or has an approved exemption. Teachers and leaders actively follow up when a student misses school, including recording all absences and non-attendance. All schools in South Australia have local attendance procedures governed under the Education and Children's Services Regulations 2020.

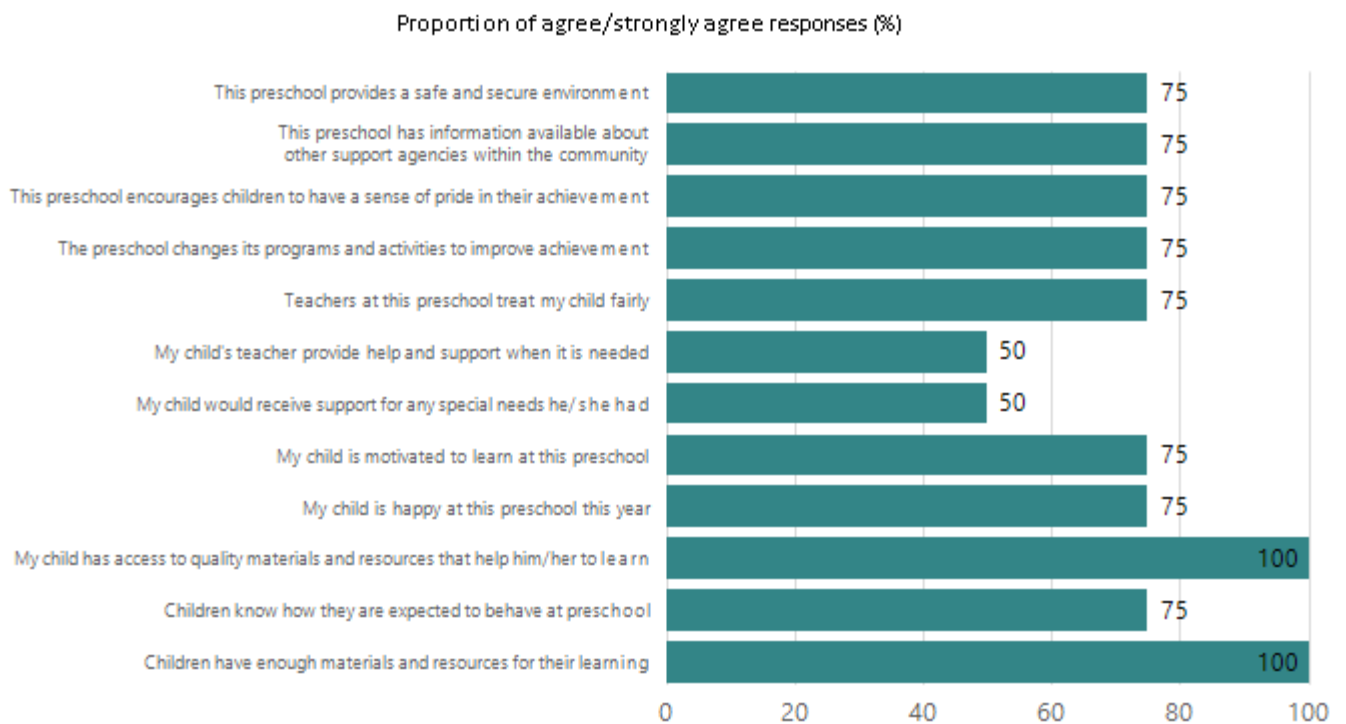
Preschool Family Opinion Survey

Quality of Teaching and Learning



Data Source: 2023 Department for Education Preschool Family Opinions Survey, Term 3 2023.

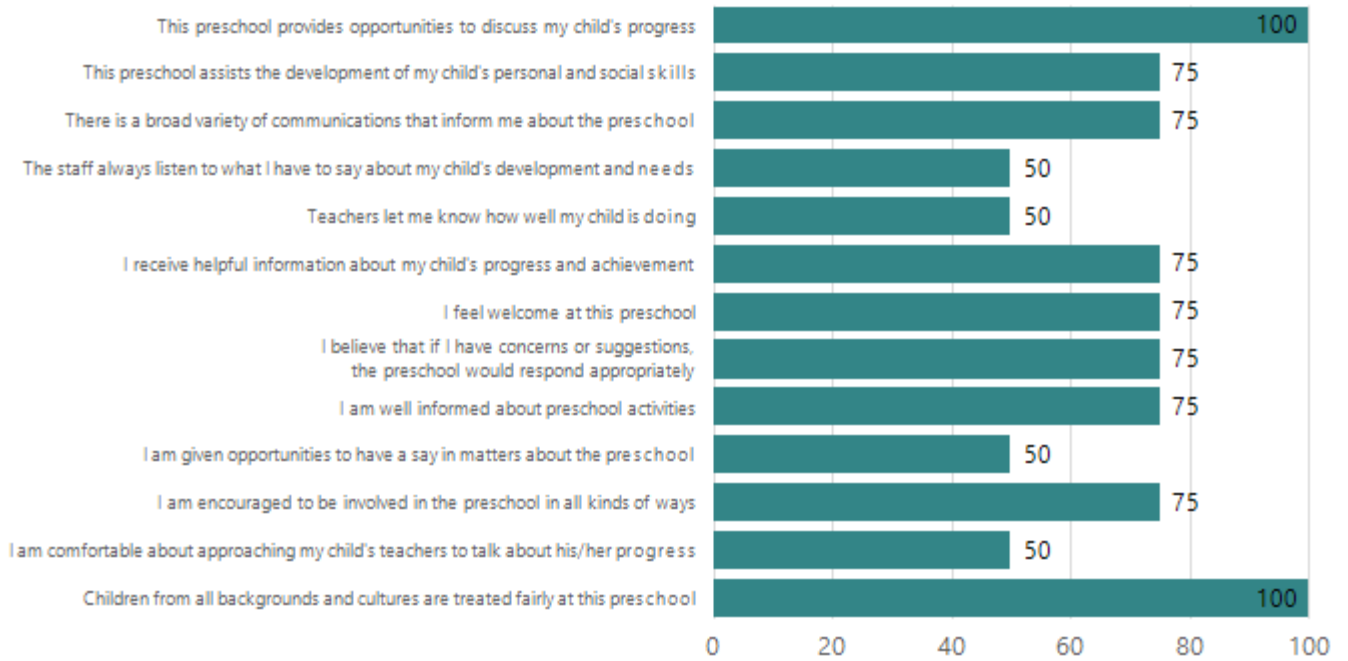
Support of Learning



Data Source: 2023 Department for Education Preschool Family Opinions Survey, Term 3 2023.

Relationships and Communication

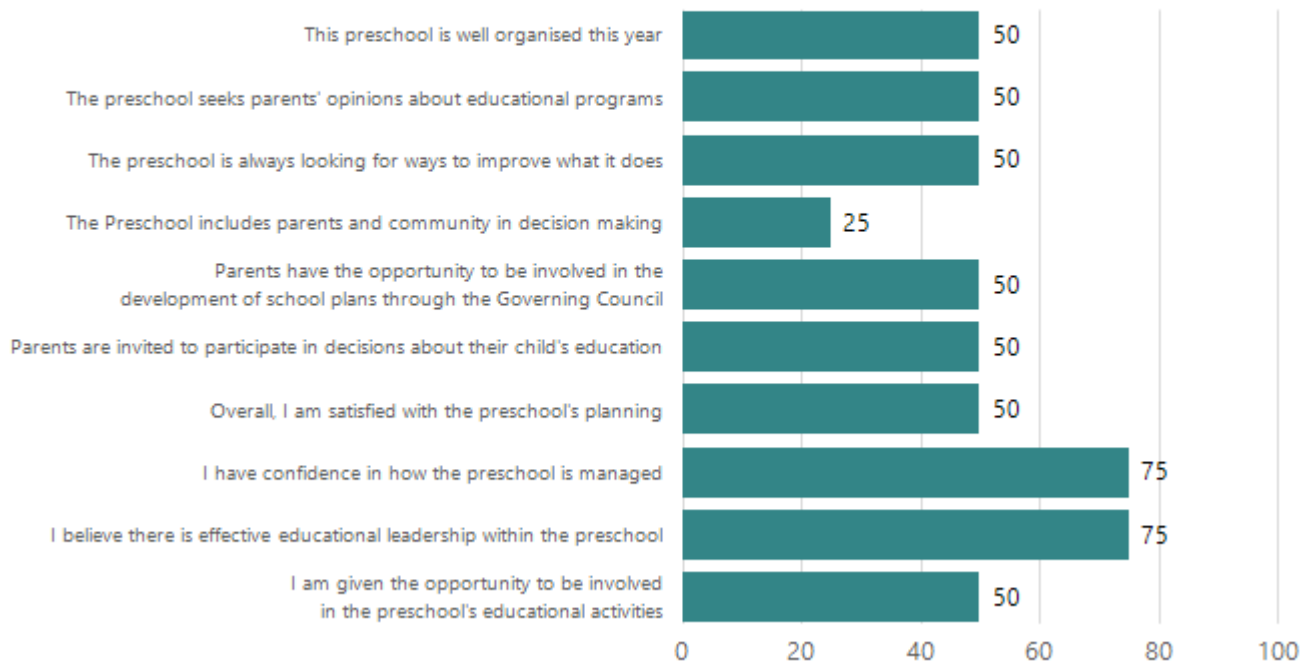
Proportion of agree/strongly agree responses (%)



Data Source: 2023 Department for Education Preschool Family Opinions Survey, Term 3 2023.

Leadership and Decision Making

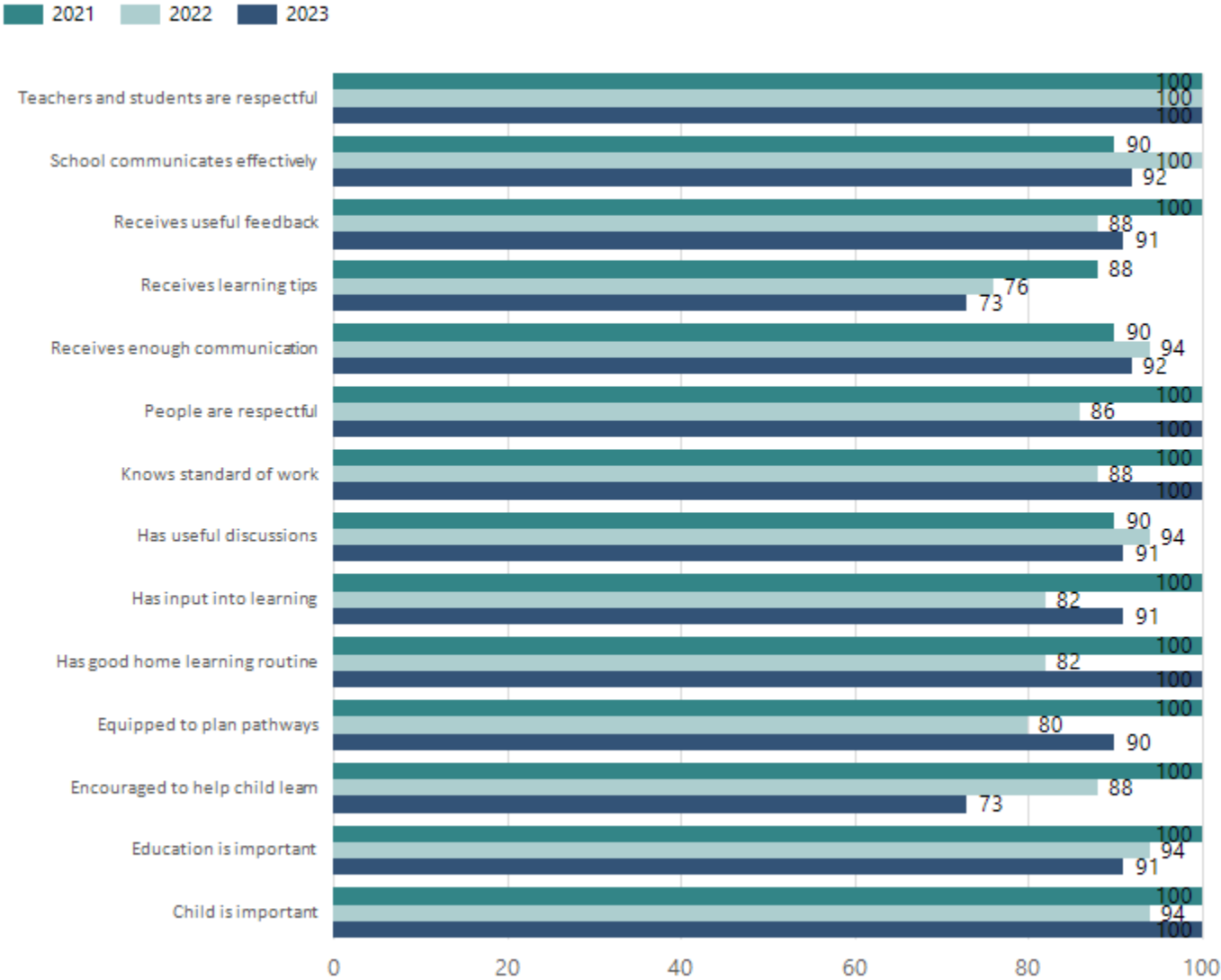
Proportion of agree/strongly agree responses (%)



Data Source: 2023 Department for Education Preschool Family Opinions Survey, Term 3 2023.

Parent Opinion Survey Results

Proportion of agree/strongly agree response(%)



Data Source: 2023 Department for Education Parent Opinions Survey, Term 3 2023.

Destination Schools

Feeder Schools (Site number - Name)	2021	2022	2023
0282 - Morgan Primary School	50.0%	85.7%	87.5%
0571 - Blanchetown Primary School	10.0%		12.5%
9999 - Unknown	40.0%	14.3%	

Note: The data is collected in term 3. It does not reflect actual schools enrolled in by existing preschool children. A blank cell indicates there was no data for students enrolled.

Data Source: Department for Education Destination Data Report, 2023.

Intended Destination

Leave Reason	Number	%
TG - TRANSFERRED TO SA GOVERNMENT SCHOOL	6	67.0%
VI - LEFT SA FOR VIC	1	11.0%
WA - LEFT SA FOR WA	2	22.0%

Data Source: Department for Education Destination Data Report, 2023. Data extract term 3 2023. Data shows recorded destinations for students that left the school in the previous year. Data is uploaded by schools in term 3 and may not reflect final or total figures at time of report creation.

Highest Qualifications held by the teaching workforce and workforce composition

All teachers at this school are qualified and registered with the SA Teachers Registration Board.

Qualification Level	Number of Qualifications
Bachelor's degrees or Diplomas	5
Postgraduate Qualifications	1

Data Source: Data extracted from Mandatory Workforce Information Collections as on the last pay date of June 2023. As self-reported by staff in the system.

Please note: Data includes staff who are Actively employed and on extended paid leave. Please note only the highest qualification of the Teaching staff is reported. Excludes any number of other certifications earned.

Workforce composition including indigenous staff

	Teaching Staff		Non-Teaching Staff	
	Indigenous	Non-Indigenous	Indigenous	Non-Indigenous
Full-Time Equivalents	0.0	4.8	0.3	2.4
Persons	0.0	6.0	1.0	4.0

Data Source: Data extracted from Mandatory Workforce Information Collection as on the last pay date of June 2023.

Please note: Data includes staff who are actively employed and on extended paid leave. "Indigenous category" is self-reported by staff in the system.

Financial Statement

Funding Source	Amount
Grants: State	\$1,082,609
Grants: Commonwealth	\$52,306
Parent Contributions	\$11,525
Fund Raising	\$6,793
Other	\$6,855

Data Source: School supplied data.

Governing Council Report 2023

The school year began with an acquaintance breakfast with the community followed by open classrooms. Grand friend's Day was once again well received with great attendance by our wider school community. We were pleased to have a visit from our Chief Executive Officer, Professor Martin Westwell, who spoke with small groups of students, visited classrooms and witnessed quality teaching and learning in action. He had a site tour led by our school leaders, whom were very proud of our school.

With respect to infrastructure, we were successful in a grant application under the Schools Upgrade Fund for an amount of \$10,000. These funds are contributing to a garden upgrade which will be inclusive of a bush tucker garden. Completion in 2024 means that will be using the produce to support healthy lunches and share with community. Confirmation was received to proceed with the tender process for the repair of building 6. These works should be completed in the 2024 school year.

Clean up Australia Day was held with school community again and we were pleased that we could notice a reduction in the amount of rubbish we removed from the gully. This is supporting our environmental education and outdoor classroom at the gully. The principal shared the success of this learning with the wider community in an ABC radio interview.

Support was provided to families and students through Centacare, Murray Bridge. They delivered the *100% you Program* for our reception and year 1 students to support their confidence and identity. They were also able to supporting families through 1:1 counselling.

Fundraising has been successful this year with Governing Council Members supporting the catering for the Mid Murray Council Volunteer's Reception, raising valuable funds for the school. Cadell Training Centre have also continued to support our school community with our recycling collections, which raised \$2254 throughout the year. These funds were used to subsidise the cost of camp to our local environment at Scotts Creek, Prince Alfred College. The camp was inclusive of Preschool to Year 6 with Year 2 to 6 involved in the overnight stay.

The SRC and student group decided to raise funds for Childhood Cancer and hosted a Colour Run. This was a rewarding experience for the students to donate to such a worthy cause an amount of \$1640. Appreciation was shared with all students and community at an assembly to thank them for participation in the event. We were also pleased that our students received a donation from Good 360. \$1400 worth of Lego was provided at a small cost which was covered by Waikerie School's Ministries Group. The lego has been used for lunch time activities to support wellbeing, communication, problem solving and social skills.

School organised events such as acknowledgement of Sorry Day, Reconciliation and Naidoc week. Students from preschool to year 6 performed to parents and friends at an assembly by singing, *From Little Things Big Things Grow*. Jam Band music performers attended our school and entertained the students and staff with a morning of song and dance. Other learning opportunities enjoyed by students over the year that were delivered on site were a visit from the team at Life Ed and Bus Safety SA. The local high school bus and driver also attended to support our Year 6 students as they transition to high school and use the bus service every day.

Sporting School Grants applied for over the year were successful and students participated in Athletics, Tennis and Football across three terms. We had success at SAPSASA at a local level and then 2 students competed in SAPSASA athletics in Adelaide to represent the Riverland Team, with one Year 6 student then being selected to compete at the SAPSASA Nationals in Tasmania. As a whole community we were very proud of his achievements, with him placing 12th in shotput.

School staff has attended professional learning throughout the course of the year which resulted in growth for our learners in Naplan, PAT testing and Brightpath. Teachers worked collaboratively with our partnership schools on student free days to improve explicit teaching of information report writing and reviewed reading data. A day of hands on learning and practical activities to support Maths problem solving and reasoning delivered by Mathematical Association of South Australia with local area Primary schools, supported the actions towards our Site Improvement Goal in Maths. Professional Learning to support the Instructional Phonics Routine and spelling took place in Term 4 to inform the whole school approach to follow the DfE scope and sequence in 2024.

Preschool staff and the principal attended two student free days to engage in professional learning delivered by Early childhood Consultant David Gilkes with Portfolio Colleagues to support the strategies of sustained shared thinking, designing curriculum, stretching thinking, researching together.

Principal, Carol Colbert, commenced consultation with community and sought Governing Council approval to begin the trial in Term 1 2024 for a Pre entry Preschool Community Care program the purpose being to reach out to community and provide 3 year old children the opportunity to start transitioning into the preschool setting.

Successful in application with the National Wellbeing School Program and appointment of a Wellbeing Officer who will be on site for 5 days a week will be a great benefit to the school community. I appreciate the commitment by members of the governing council for their continuous support and volunteering their time for the school community.

Thanks,

John Seaford
Governing Council Chairperson